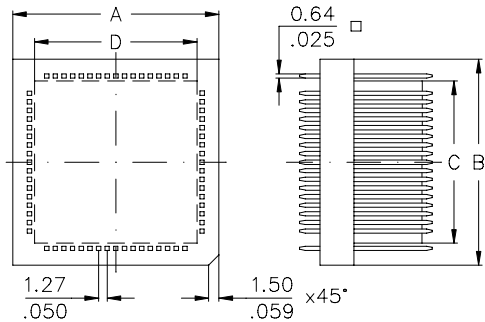



PLCC Connector Block

The PLCC Connector Block is an economic and easy solution for many applications in test and development environments.

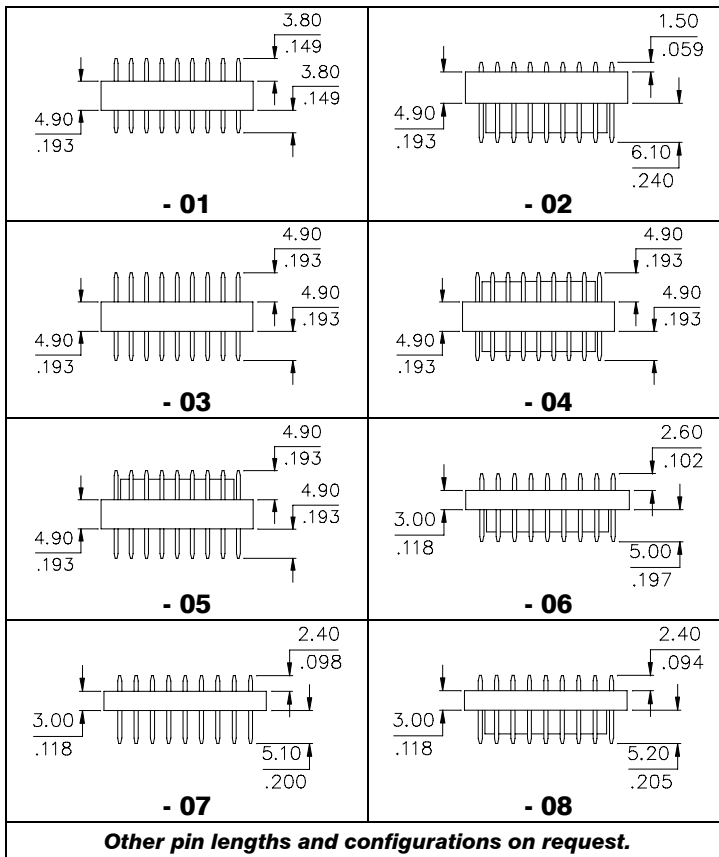
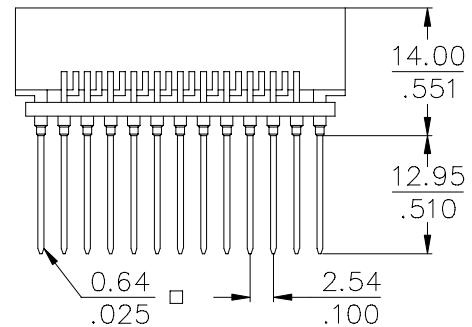
It makes a 1 : 1 connection in a simple but very reliable manner between two PCB's mounted with PLCC Sockets.

The gold plated contacts can be further protected from moving or bending, with the „overstress block“.



PLCC Sockets with Wire Wrap Terminals

For development and laboratory purposes, E-tec offers also a series of PLCC sockets with wire wrap terminals. Gold or tin plated 3-level (12,95mm / .510") wire wrap pins are standard.



Pin	Ordering Code
28	PLP - 028 - WW - xx
32	PLP - 032 - WW - xx
44	PLP - 044 - WW - xx
52	PLP - 052 - WW - xx
68	PLP - 068 - WW - xx
84	PLP - 084 - WW - xx

Replace **xx** with below plating options

- 55	= PLCC socket contact Wire Wrap pins	gold plated gold plated
- 95	= PLCC socket contact Wire Wrap pins	tin (<i>leadfree</i>) plated gold plated
- 99	= PLCC socket contact Wire Wrap pins	tin (<i>leadfree</i>) plated tin (<i>leadfree</i>) plated

Pin	Ordering Code	Dimensions (mm/inch)			
		"A"	"B"	"C"	"D"
28	ABP - 2828 - xx - 55	17.50 .689	17.50 .689	11.07 .436	11.07 .436
32	ABP - 3232 - xx - 55	17.50 .689	20.10 .791	11.07 .436	13.56 .534
44	ABP - 4444 - xx - 55	22.66 .892	22.66 .892	16.20 .638	16.20 .638
52	ABP - 5252 - xx - 55	25.20 .992	25.20 .992	18.75 .738	18.75 .738
68	ABP - 6868 - xx - 55	30.30 1.193	30.30 1.193	23.90 .941	23.90 .941
84	ABP - 8484 - xx - 55	35.34 1.391	35.34 1.391	28.70 1.130	28.70 1.130

For **xx** please insert desired execution. (see drawings above)
All PLCC Connector Blocks standard with gold plated pins.

For other dimensions and technical data regarding PLCC sockets please refer to "Hi-rel" PLCC socket page 48.