

E-tec offers any configuration.


You may choose between open frame and closed frame socket bodies.

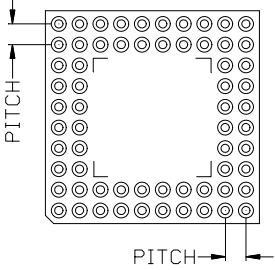
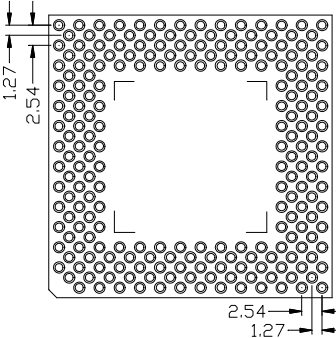
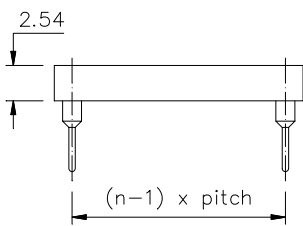
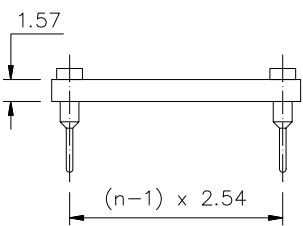
The E-tec PGA sockets with Insulator code "S" will be supplied either in plastic or FR4 Epoxy depending on material availability.

If you wish to receive the sockets in FR4 Epoxy material only, then you need to specify the code "E" in the order code.

If you only accept plastic, then you have to request E-tec for availability first.

All interstitial PGA (PGI) and Mini-Grid sockets (MGS) in any grid size and standard PGA sockets with grid size 19x19 or higher are delivered in FR4 Epoxy only.



Series PGA & MGS Pitch 1,27mm (.050") or 2,54mm (.100") 	Series PGI Interstitial zig-zag pitch 2,54mm/1,27mm (.100"/.050") 	Plastic insulator dimensions 	Epoxy FR4 insulator dimensions For PGI Sockets generally 
--	---	--	--

Specifications			
Mechanical data Insertion force (avg) 0,70 N for PGA / 0,40 N for PGI Extraction force (standard) 0,25 N for PGA / 0,15 N for PGI Contact life > 100 cycles Solderability as per IEC 60068-2-58 Contact security: -Vibration as per EN60352-4 -Shock as per EN60352-4 Material Insulator: "S" version (RoHS compliant) PBT UL 94 V-0 "E" version (RoHS compliant) Epoxy FR4 Terminal (RoHS compliant) CuZn Contact (RoHS compliant) BeCu		Electrical data Contact resistance at 1A 4,3 mΩ typ. Current rating 1A max., 100V Contact capacitance at 1MHz 2 pF max. Insulation resistance at 500V DC 5 × 10 ⁹ Ω min. Breakdown voltage at 60 Hz 500 V AC Contact resistance ≤7 mΩ Operating temperature -55° C to +125° C	<p>More information, for example about testresult please ref. to page 49 or contact E-tec.</p>

How to order

XXX - xxx - X xxx - xx X - xx

Series PGA = Pin Grid Array pitch 2,54mm (.100") PGI = Interstitial PGA pitch 2,54mm / 1,27mm (.100" / .050") MGS = Mini Grid Array pitch 1,27mm (.050") please refer to page 32	Nbr of contacts depends on pincount of chip	Insulator S = Standard for PGA PBT or FR4 Epoxy (Depending on availability) E = Standard for PGI Epoxy FR 4	Terminal styles refer to page 30 & 31	Grid Code : Config Code will be given by the factory after receipt of the chip datasheet	Plating - 95 = tin/gold (tin leadfree) not available for adapter terminals - 55 = gold/gold - 99 = tin/tin (leadfree)
--	---	---	---	---	---