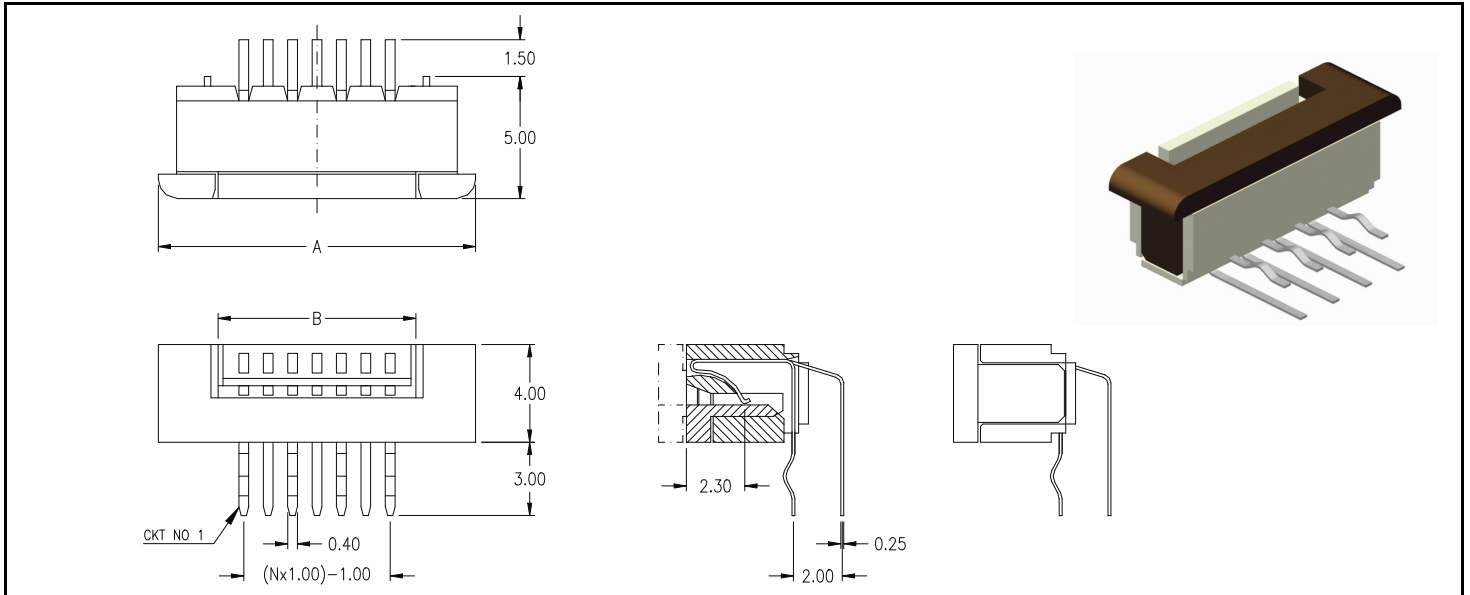
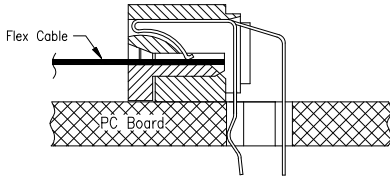


FPC/FFC Connector ZIF Type

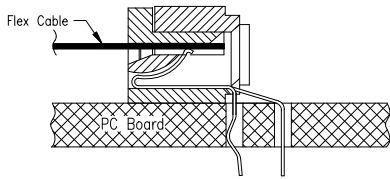
- THT - 1.00mm pitch right angle



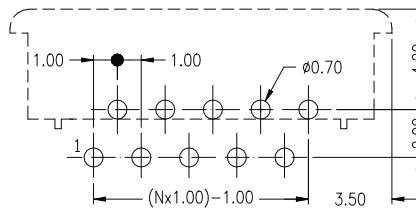
upper contact style 100



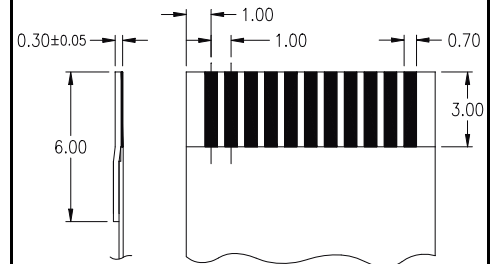
lower contact style 101



PCB Hole Layout



Recommended FPC/FFC dimensions



SPECIFICATIONS

Current rating	0.4 A max.
Insulator resistance	50 MΩ min.
Contact resistance	30 mΩ max.
Withstanding voltage	250 V AC/1 Min.

Operating temperature	- 55°C to +85°C
Contact material	(RoHS compliant) Phosphor Bronze
Contact plating	Tin (leadfree)
Insulator material	(RoHS compliant) Nylon UL 94 V-0

Dimensions (mm)

Contacts	DIM "A"	DIM "B"	Contacts	DIM "A"	DIM "B"	Contacts	DIM "A"	DIM "B"	Contacts	DIM "A"	DIM "B"
004	10.00	5.20	012	18.00	13.20	020	26.00	21.20	028	34.00	29.20
005	11.00	6.20	013	19.00	14.20	021	27.00	22.20	029	35.00	30.20
006	12.00	7.20	014	20.00	15.20	022	28.00	23.20	030	36.00	31.20
007	13.00	8.20	015	21.00	16.20	023	29.00	24.20	031	37.00	32.20
008	14.00	9.20	016	22.00	17.20	024	30.00	25.20	032	38.00	33.20
009	15.00	10.20	017	23.00	18.20	025	31.00	26.20			
010	16.00	11.20	018	24.00	19.20	026	32.00	27.20			
011	17.00	12.20	019	25.00	20.20	027	33.00	28.20			

How to order

FCZ - xxx - R xxx - 99

